



KONE

Redefine the user experience

Materials, accessories and user interface devices for KONE elevators

www.kone.com

Dedicated to
People Flow™



Contents

Introduction	3
Essential range	4
Refined range	7
Elegant range	11
Mix and match	15
KONE Digital Experience Cars	16
Solutions for scenic elevators	18
Solutions for durability	19
Solutions for accessibility	21

Redefine the user experience

The interior of an elevator significantly contributes to the overall architectural ambiance of a building. Similar to any other enclosed space, an elevator that is user-friendly, adorned with appealing finishes, adaptable color schemes, intelligent lighting, a harmonious soundscape, and digital media content has the potential to elevate the stature of your building.

We have created predefined elevator interior ranges for you to choose from or you can always mix and match between ranges to find the optimal solution.

Build greener

Materials are compliant with LEED low-emitting materials, BREEAM indoor air quality and Nordic Swan material precondition requirements.

Availability

MONOSPACE 4 DX CORE
MONOSPACE 4 DX PRO
MONOSPACE 700 DX

Essential & Refined
Essential, Refined & Elegant
Unlimited




Making everyday smoother



Pleasant continuity through spaces



Authentic and true interiors



Elevator ride more than the destination

Reference car interior

Wall: Blue Reflection (P62)

Ceiling: CL80, Cottongrass White (P63)

Floor: Granite Grey (RC33)

Mirror: Partial Width, Partial Height (MR1)

COP: KSC 186, Asturias Satin (F)

Handrail: HR34 LBE (Black)

Skirting: None




Essential

Making everyday smoother


Curated selection incorporating practical materials and accessories enhances everyday functionality, delivering excellent value for both residential and public buildings.

Walls

Painted steel



P51
Misty Grey
(RAL 9006)
🔗🔗



P62
Blue Reflection
🔗🔗



P63
Cottongrass White
(RAL 9003)
🔗🔗

Wooden printed steel



PS9
Light wood
🔗🔗




PS10
Dark wood
🔗🔗



PS11
Grayed Wood
🔗🔗

UPGRADE OPTION

Brushed stainless steel




F
Asturias Satin
🔗🔗🔗

Floors


Rubber




RC30
Carbon Black
🔗🔗



RC31 ***
Quartz Gray
🔗🔗



RC32
Beige Gray
🔗🔗



RC33 ***
Granite Gray
🔗🔗


Local flooring



0
Raw surface for
local finishing
🔗🔗

Doors

Painted steel



P51*
Misty Grey
(RAL 9006)
🔗🔗



P63*
Cottongrass White
(RAL 9003)
🔗🔗

Local door



Z
Raw surface for
local paint or
decorative panels
🔗🔗

UPGRADE OPTION


Painted steel



Custom RAL color **
🔗🔗🔗

UPGRADE OPTION

Brushed stainless steel



F
Asturias Satin
🔗🔗🔗



Sustainability as our core value

We choose sustainability every day. Our objective is to be a leader in sustainability – not only in our own industry, but also beyond. We want to help our customers make cities better places to live and be their most trusted partner for them throughout their building life cycle.

Note:

- 🔗 Upgrade option
- 🔗 Extended lead time
- 🔗 Nordic Swan Ecolabel
- 🔗 LEED/BREEAM
- * Not available on KES 100
- ** Not available on MonoSpace 4 DX Core or KES 202
- *** Not available on MonoSpace 4 DX Core






Ceilings

Direct lighting

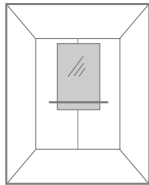


CL80
Cottongrass White (P63)
Asturias Satin (F)

Ceiling finishes

- Cottongrass White (P63)  
- Asturias Satin (F)   


Mirrors




MR1
Partial width
Partial height

Handrails



HR34 * (EN81-70)
LBE (black)




HR53 ** (EN81-70)
Asturias Satin (F)




Car operating panel (COP)

COP



KSC 186

Faceplate finishes

- Asturias Satin (ST4)  

Mounting type

COP: surface
Button: surface

COP Display



5,7" LCD



UPGRADE OPTION

COP



KONE Interact 10


Faceplate finishes

- Asturias Satin (F)  

Mounting type

COP: flush
Button: surface

COP Display



5,7" LCD

COP Lens




Black,
round



Black,
rectangular

Landing user interface (surface mounted)

Landing call stations



KSL170 **



KSL280




KSL284




KSL286
simplex




KSL286
duplex


Hall displays



KSH280






KSI286


Car hall lantern



KSJ280

Note:

-  Upgrade option
-  Nordic Swan Ecolabel
-  LEED/BREEM
- No skirting options in Essential range
- * Not available on KONE MonoSpace 4 DX Core
- ** Not available on KONE MonoSpace 4 DX Pro or KONE MonoSpace 700 DX

Reference car interior

Wall: Grayed Oak (L237)

Ceiling: CL96, Asturias Satin (F)

Floor: Natural Oak (EF)

Mirror: Full Width, Partial Height (MR1)

COP: KONE Interact 20, Asturias Satin (F)

Handrail: HR64, Asturias Satin (F)

Skirting: Asturias Satin (F)



Refined

Pleasant continuity through spaces

Durable surfaces with enhanced versatility provide significant value across various building types, spanning from residential homes to retail, offices, and high-rise structures. With a diverse range of elements that can be easily interchanged, there's ample opportunity for mix-and-match customization to discover the optimal solution for each space.

Walls

Woodgrain laminate



L235
Whitened Ash
🌱🌱



L236
Natural Oak
🌱🌱



L237 **
Grayed Oak
🌱🌱



L238
Warm Oak
🌱🌱



L239 **
Blackened Oak
🌱🌱



L241 **
Warm Brown
🌱🌱

Leathery laminate

Standard laminate



L209 **
Snowberry White
🌱🌱



L230 **
Beige
🌱🌱



L231 **
Blue Reflection
🌱🌱



L233 **
Quartz Gray
🌱🌱



L234 **
Granite Gray
🌱🌱



L243
Ultimate Gray
🌱🌱🌱

UPGRADE OPTION Smart laminate*


Resistant stainless steel



F2 **
Asturias Satin
(Anti-fingerprint)
🌱🌱



K
Scottish Quad
🌱🌱



TS1
Flemish Linen
🌱🌱



H **
Murano Mirror
🌱 🇪🇺 🌱🌱

UPGRADE OPTION Mirror-polished stainless steel

Note:

- 🌱 Upgrade option
- 🇪🇺 Extended lead time
- 🌱 Nordic Swan Ecolabel
- 🌱 LEED/BREEAM

- * Matt finish, anti-fingerprint, anti-bacterial, repair-ability, and stain resistant to reduce the amount of cleaning required
- ** Not available for KONE MonoSpace 4 DX Core



Soft touch

In search of warm and comforting surfaces to fashion a cozy and welcoming environment, high-pressure laminate emerges as an ideal choice. Renowned for its exceptional durability, this material maintains its desired tactile qualities even with daily usage. Moreover, laminates prove particularly advantageous in optimizing lighting effects to enhance the ambiance further.

Floors

Natural floor




EF *
Natural Oak
🌀🌀


UPGRADE OPTION Composite stone



SF40 *
White Marble
🌀🌀




SF41 *
Beige Chalk
🌀🌀




SF42
Gray Granite
🌀🌀

Doors


Resistant stainless steel



F2 **
Asturias Satin
(Anti-fingerprint)
🌀🌀




K
Scottish Quad
🌀🌀



TS1
Flemish Linen
🌀🌀

Mirror stainless steel



H ***
Murano Mirror
🌀🌀

Ceilings

Direct lighting



CL80 ****
Murano Mirror (H)



CL81 *
Asturias Satin (F)



CL82 *
Asturias Satin (F)
Cottongrass White (P63)



CL96
Cottongrass White (P63)
Asturias Satin (F)

UPGRADE OPTION Direct lighting

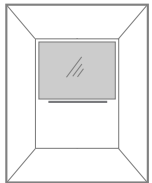


CL82 *
Murano Mirror (H)
🌀

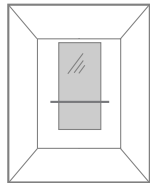
Ceiling finishes

- Asturias Satin (F) 🌀🌀
- Cottongrass White (P63) 🌀🌀
- Murano Mirror (H) 🌀🌀

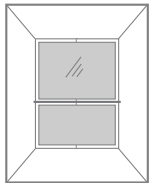
Mirrors



MR1
Full width
Partial height



MR1
Partial width
Mid height



MR1
Full width
Full height
🌀

UPGRADE OPTION

Handrails



HR64 (EN81-70)
F Asturias Satin
🌀



HR61
F Asturias Satin
🌀

Skirting



F Asturias Satin
🌀

Note:

- 🌀 Upgrade option
- 🌀 Extended lead time
- 🌀 Nordic Swan Ecolabel
- 🌀 LEED/BREEAM
- * Not available on KONE MonoSpace 4 DX Core
- ** Not available on KONE MonoSpace 4 DX Core or KES 100
- *** Not available on KONE MonoSpace 4 DX Core, KES 100, or KES 202
- **** Only available on KONE MonoSpace 4 DX Pro

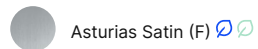
Car operating panel (COP)

COP



KONE Interact 20

Faceplate finishes



Mounting type

COP: flush
Button: flush and surface

COP Lens



Black, round



Black, rectangular

UPGRADE OPTION

COP lens



Magic Mirror, round



Magic Mirror, rectangular

COP Display



Full graphic 7"



Full graphic 10,1"

Landing user interface (surface mounted)

Landing call stations



KSL 186

Hall display



KSI286

Note:

- Upgrade option
- Nordic Swan Ecolabel
- LEED/BREEAM



Refined design

KONE Interact 20

Our versatile, modern user interface device range has everything you need to ensure clear guidance and make elevators as easy as possible for people to use.



Elegant

Authentic and
true interiors

The finest materials and highly versatile accessories cater to the needs of sophisticated, intelligent, and environmentally conscious spaces, including high-rise structures, corporate offices, and premium residential developments. These solutions inspire architects, designers, investors, and developers striving to meet lofty standards in their projects, even if full customization isn't required.

Not available for KONE MonoSpace 4 DX Core

Reference car interior

Wall: Copper Gold (CG)

Ceiling: CL151, Murano Mirror (H)

Floor: Gray Granite (SF42)

Mirror: Full Width, Full Height (MR1)

COP: KONE Interact 20, Carbon Black (CB)

Handrail: HR64, Painted Carbon Black P70

Skirting: Carbon Black (CB)

Walls

Color stainless steel



CB
Carbon Black
(Anti-fingerprint)
E P Q



CG
Copper Gold
(Anti-fingerprint)
E P Q



SS1
Shangri-La Gold
E P Q




SS7
Satin Steel
(Anti-fingerprint)
E P Q

Floors


Composite stone



SF40
White Marble
P Q



SF41
Beige Chalk
P Q



SF42
Gray Granite
P Q

Doors

Color stainless steel



CB *
Carbon Black
(Anti-fingerprint)
E P Q



SS1 **
Shangri-La Gold
E P Q



SS7 ***
Satin Steel
(Anti-fingerprint)
E P Q

Ceilings

Direct lighting



CL81
Carbon Black (CB)
E

UPGRADE OPTION

Luminous ceiling



CL151
Murano Mirror (H)
U E

Direct & indirect lighting



CL182
Asturias Satin (F)
Cottongrass White (P63)
Murano Mirror (H)
Carbon Black (CB)
E





UPGRADE OPTION

Indirect lighting







CL109
Cottongrass White (P63)
Asturias Satin (F)
U

Ceiling finishes

-  Asturias Satin (F) E P Q
-  Cottongrass White (P63) E P Q
-  Murano Mirror (H) U E P Q
-  Carbon Black (CB) U E P Q

Note:

-  Upgrade option
-  Extended lead time
-  Nordic Swan Ecolabel
-  LEED/BREEAM
- * Not available on KES 100 & 202
- ** Not available on 202
- *** Not available on KES 100, 202 & 602

Easy way to keep surfaces clean

Our specialized anti-fingerprint coating helps keep color stainless steel elevator materials looking as good as new by preventing staining and making fingerprints less visible and easy-to-clean.

Handrails



HR64 (EN81-70)
SS1 Shangri-La-Gold
🔗



HR64
P70 Painted Carbon Black
(anti-bacterial treatment)
🔗



HR71
WDO - Blackened Oak with
brushed stainless steel fixings
🔗

Skirtings

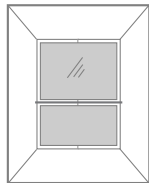


CB
Carbon Black
(Anti-fingerprint)
E 🔗



SS1
Shangri-La Gold
E 🔗

Mirrors



MR1
Full width
Full height

Full back wall mirror



GM1
Light Silver
U 🔗



GM2
Dark Silver
U 🔗

Note:

- U Upgrade option
- E Extended lead time
- 🔗 Nordic Swan Ecolabel
- 🌱 LEED/BREEAM

Car operating panel (COP)

COP



KONE Interact 20

Faceplate finishes



Mounting type

COP: flush
Buttons: flush and surface (EN81-72 compliant)

COP Display



Full graphic 7"



Full graphic 10,1"
U

COP lens



Black,
round



Black,
rectangular

COP lens



Magic Mirror,
round



Magic Mirror,
rectangular

Landing user interface (flush mounted)

Landing call stations



KSL 750


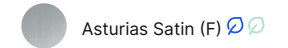


KSK751
U




KSK750

Faceplate finishes



Hall displays



KSI 756



KSH 750



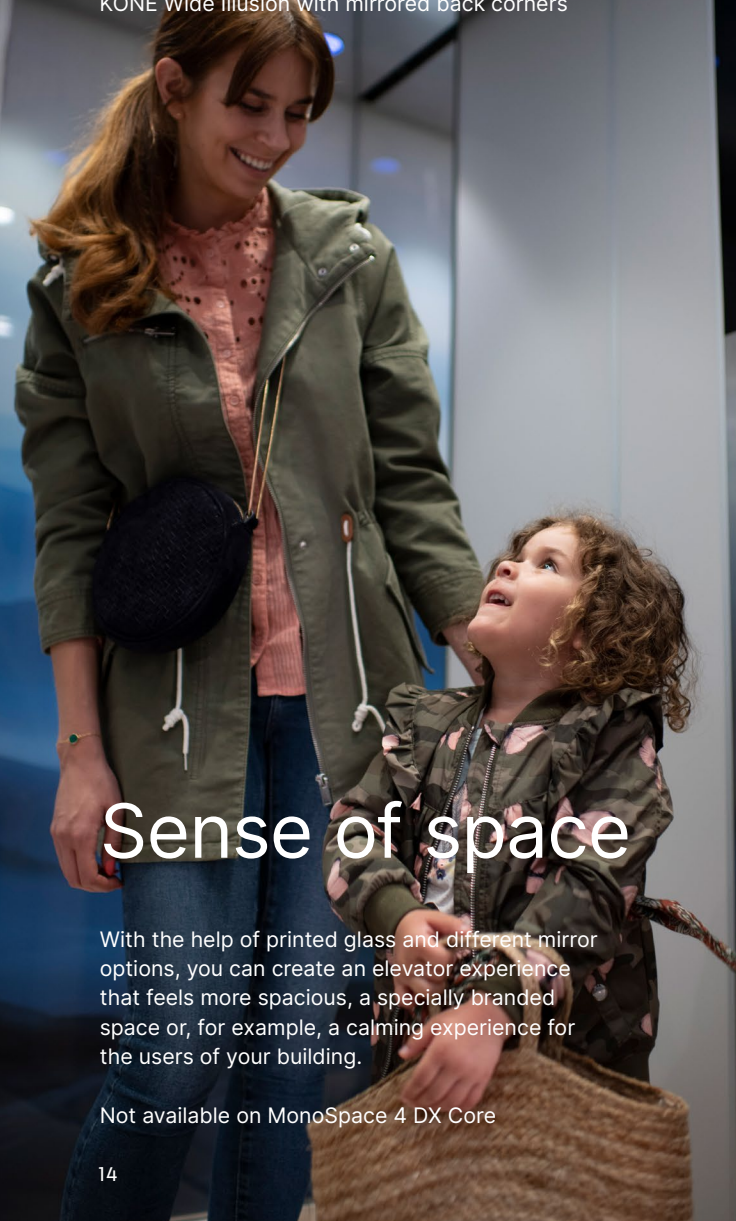
KSI 753
U



KSA 753
U

Reference car interior

KONE Wide Illusion with mirrored back corners



Sense of space

With the help of printed glass and different mirror options, you can create an elevator experience that feels more spacious, a specially branded space or, for example, a calming experience for the users of your building.

Not available on MonoSpace 4 DX Core

Glass walls

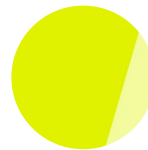
Solid colors



GP1
Satin Bronze
E U N




GP2
Satin Silver
E U N



GP3
Spring Yellow
E U N



GP4
Trusted Blue
E U N



GP5
Carbon Black
E U N

Digitally printed glass



GD1
Wide Illusion
E U N



GD2
Gradient Lichen
E U N

Mirrors

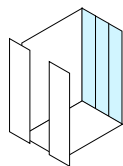


GM1
Light Silver
U N



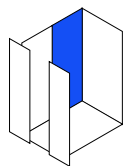
GM2
Dark Silver
U N

Glass and mirror combinations



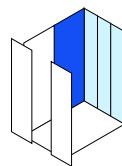
1
Full-glazed
back wall

Mirror or Deco-glass
on wall C



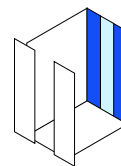
2
Mirrored
back corners

Mirrors in corners
(walls B and D)



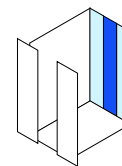
3
Mirrored
back corners,
glazed back wall

Mirrors on walls B, D,
and Deco-glass on
wall C



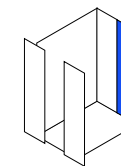
4
Centered
full-height glazing

Mirror and
Deco-glass
on back wall (C) –
3 panels, 2 materials



5
Centered
full-height mirror

Mirror and
Deco-glass
on back wall (C) –
3 panels, 2 materials



6
Offset mirror

New mirror
position in corner
of back wall (C)
on COP side

□ Wall
□ Glass
■ Mirror

Note:

- U Upgrade option
- E Extended lead time
- N Nordic Swan Ecolabel
- LEED/BREEAM

Mix & match

Customized to your needs

Couldn't find what you're looking for in one range? Don't worry, you're still free to mix & match materials and accessories freely.

Build smarter

Take advantage of our new planning tools to help you save time, make the right decisions, and plan your elevator car interior down to the very last detail.

Scan the QR code to
try the KONE Studio

[www.kone.com/\[UPDATE URL & QR CODE\]](http://www.kone.com/[UPDATE URL & QR CODE])



A man and a young girl are smiling and looking upwards in a digital experience car. The background is dark with falling blue and purple confetti. The man is wearing a grey blazer over a brown turtleneck and is holding a small brown teddy bear. The girl is wearing a dark top and has colorful hair ties. The overall atmosphere is joyful and immersive.

KONE Digital Experience Cars


Sometimes the elevator ride
is more than the destination

Enter a whole new world of multi-sensory experiences. With dynamic sound, vivid colors, and immersive themes, the KONE Digital Experience Car can be tailored to capture your attention or sooth your senses – create a unique journey for people in your building.



Aurora Car

Hybrid experience that is equally digital and physical, created through technology, driven by human needs.



Mirror Display Car

Invisible if not required but always available when needed, 100% adaptable and future proof beyond ordinary way of communication.



Digital Experience Car

Create a transformative choreographed storytelling experience that offers guests a memorable and unique immersive and multi-sensory experience.

A window of opportunity

KONE Scenic elevator solutions combine proven technology and inspiring car designs to create elevators that are attractive and spacious, and which give you the opportunity to showcase your building.

Scenic elevators include glass car walls and glass hoistway, and are used in a wide variety of environments, from office buildings, hotels, and retail centers to transportation hubs and cruise ships.

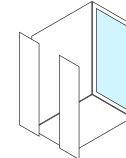
Not available for KONE MonoSpace 4 DX Core

Walls

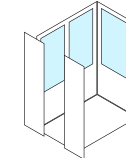
Transparent glass



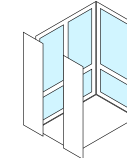
TW1
Glass
E P Q



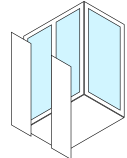
Glass back wall



Partial height
glass car *



Full height
glass car *



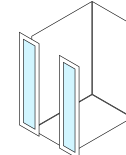
Seamless full height
glass car *

Doors

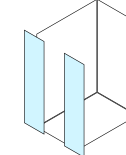
Transparent glass



TW1
Glass
E P Q



Glass door
with a frame **



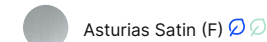
Frameless
glass door **

Handrails

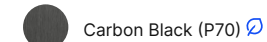


HR81 – HR81TR (EN81-70)
F Asturias Satin
P70 Carbon Black,
SS1 Shangri-La-Gold
P

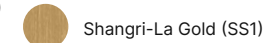
Handrail finishes



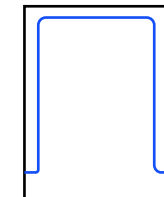
Asturias Satin (F) P Q



Carbon Black (P70) P Q



Shangri-La Gold (SS1) P Q



HR81TR is a continuous version

Note:

- E Extended lead time
- P Nordic Swan Ecolabel
- Q LEED/BREEAM
- * Only available on MonoSpace 700 DX
- ** Only available for KES 800



When nothing but highest durability matters

In the realm of demanding environments, where durability is paramount and usage is intense, the necessity for the most hard-wearing materials and accessories becomes indisputable.


Not available for KONE MonoSpace 4 DX Core

Walls

Corrosion resistant steel



A
Acid Proof
(AISI316)
E P Q



F1*
Asturias Satin
(AISI304)
E P Q

Floors

Tear plate



AL
Aluminium
E P Q




SS*
Stainless steel
E P Q




ST*
Chequered steel
E P Q

Doors

Corrosion resistant steel



A**
Acid proof
E P Q



F1***
Asturias Satin
E P Q

Ceilings

Firefighter (EN81-72 compliant) and vandal ceilings (EN81-71 compliant)




CL80V / CL80FF / CL80FFL
Finish: Cottongrass White (P63)
Asturias Satin (F)



CL96V / CL96FF / CL96FFL
Finish: Cottongrass White (P63)
Asturias Satin (F)

Integrated ceiling



LF1 / LF1V (EN81-71 Cat.2)
Finish: Cottongrass White (P63)
Asturias Satin (F)



RL12
Finish: Cottongrass White (P63)
Asturias Satin (F)

Ceiling finishes

● Asturias Satin (F) P Q

● Cottongrass White (P63) P Q

Note:

E Extended lead time
P Nordic Swan Ecolabel
Q LEED/BREEAM

* Only Available on MonoSpace 700 DX
** Not available on KES 100, 202 & 602
*** Not available on KES 100 & 202







KSS 140 – Vandal resistant

COP



KSC 143PH
(Partial height)
KSC 143FH
(Full height)

Faceplate finishes

-  Asturias Satin (F)  
-  Scottish Quad (K)  

Mounting type

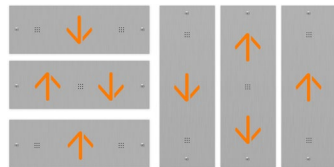
COP: flush
Button: surface

Landing devices



KSI 143




KSL 140



KSH 150

Note:

Not available for KONE MonoSpace 4 DX Core

-  Extended lead time
-  Nordic Swan Ecolabel
-  LEED/BREEAM




















* Only available on MonoSpace 700 DX

KSS 700 – Destination signalization

COP



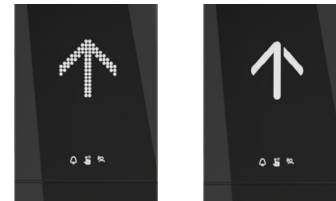
Faceplate finishes

-  Asturias Satin (F)  
-  Carbon Black (CB)    (Anti-fingerprint)
-  Copper Gold (CG)    (Anti-fingerprint)
-  Murano Mirror (H)   
-  Golden Mirror (HTIN)   

Mounting type

COP: flush
Button: surface

COP Display



Scrolling dot matrix
(KSC 733)

Full graphic LCD
(KSC 737)

Handrails



HR94 * (EN81-70 & EN81-71 Cat.2)
F Asturias Satin



Skirtings

Corrosion resistant



F1* Asturias Satin (AISI304)
A* Acid Proof (AISI316)



Buffer rails



BR2
TS - Flemish Linen



BR2
L236 - Natural Oak





Accessibility for everyone


Our solutions are designed to improve accessibility within buildings for all users. When moving in and between buildings, even the smallest changes can greatly improve convenience.

KSS H – Accessible excellence



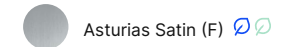
KSC H70, up to 12 buttons
KSC H40, up to 6 buttons

Landing devices (surface mounted)



KSL 710

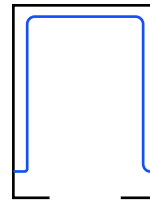
Faceplate finishes



Handrails



HR64TR * (EN81-70)
F Asturias Satin
P70 Carbon Black,
SS1 Shangri-La-Gold
[🔗](#)




H64TR is a continuous version

Handrail finishes



Seats



L234
Granite Gray
[🔗](#)

Mirrors



Wide Angle Mirror

Tenant directory



Installation: Horizontal or vertical
Sizes: A3 or A4

Media screen



15" LCD display Surface mounted

Note:
[🔗](#) Nordic Swan Ecolabel
[🌱](#) LEED/BREEAM
* Not available on MonoSpace 4 DX Core



KONE provides innovative and eco-efficient solutions for elevators, escalators, automatic building doors and the systems that integrate them with today's intelligent buildings. We support our customers every step of the way: from design, manufacturing and installation to maintenance and modernization. KONE is a global leader in managing the smooth flow of people and goods throughout buildings. This makes us a reliable partner throughout the life cycle of buildings. We are fast, flexible, and we have a well-deserved reputation as a technology leader, with such innovations as KONE 24/7 Connected Services and KONE UltraRope®. KONE employs over 63,000 dedicated experts to serve you globally and locally.

KONE Corporation

Corporate offices

Keilasatama 3
P.O. Box 7
Espoo, 02150
Finland

Tel.: +358 (0)204 75 1
Fax: +358 (0)204 75 4496

Business Identity Code: 1927400-1

This publication is for general informational purposes only and we reserve the right at any time to alter the product design and specifications. No statement in this publication shall be construed as a warranty or condition, express or implied, as to any product, its fitness for any particular purpose, merchantability, quality or representation of the terms of any purchase agreement. Minor differences between printed and actual colors may exist. KONE MonoSpace® DX, KONE EcoDisc® and People Flow® are registered trademarks of KONE Corporation. Copyright © 2024 KONE Corporation.

www.kone.com

**Dedicated to
People Flow™**