

KONE KDS 220 SIGNALIZATION

Excellent usability and durable materials make the KONE KDS 220 a reliable choice.




Add the finishing touch to your elevator with our user-friendly KONE KDS 220 signalization. Whatever your elevator car interior, the timeless design of KONE KDS 220 is an easy match with its carefully crafted details and stylish lines.

FEATURES

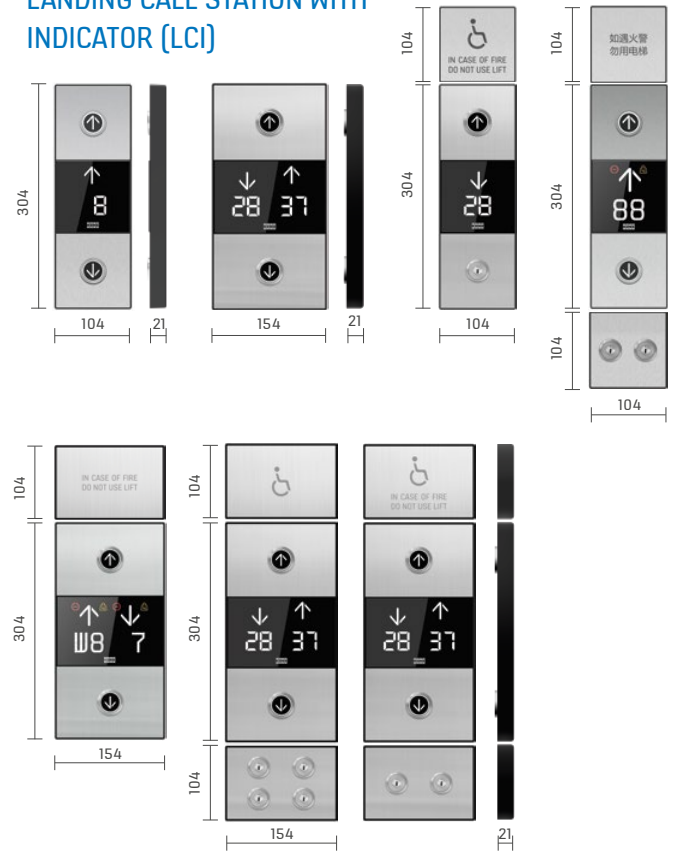
- The floor information is clear and bright with good contrast, making it easy to read at a glance.
- The black and white operating buttons are easy-to-see and durable.
- The sleek steel and tempered glass materials retain their appearance for longer.
- The faceplate finishing is durable silver brushed stainless steel.
- The display is available in white and amber segmented LED and standard LCD. For landings, the indicator is combined with the landing call station.
- The available language options are English, simplified Chinese and traditional Chinese.

CAR OPERATING PANEL (COP)

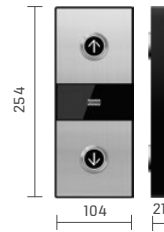


LANDING DEVICES

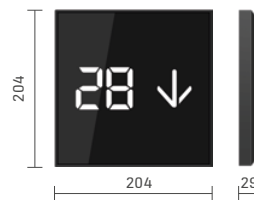
LANDING CALL STATION WITH INDICATOR (LCI)



LANDING CALL STATION (LCS)



HALL INDICATOR (HI)



HALL LANTERN (HL)



BUTTONS

Surface mounted



Collar finishing silver brushed stainless steel

KONE CORPORATION

www.kone.com

This publication is for general informational purposes only and we reserve the right at any time to alter the product design and specifications. No statement this publication contains shall be construed as a warranty or condition, express or implied, as to any product, its fitness for any particular purpose, merchantability, quality or representation of the terms of any purchase agreement. Minor differences between printed and actual colors may exist. KONE MonoSpace®, KONE EcoDisc®, KONE Care® and People Flow® are registered trademarks of KONE Corporation. Copyright © 2018 KONE Corporation.